



# Alabama Grand Prix Compete USA Series



# 2018 Announcement

# Learn to Skate USA Basic Skills Compete USA Series

## Skate your Dreams...

### Journey through Alabama

We are pleased to announce the 6th Annual Alabama Grand Prix Basic Skills Compete USA Series, an exciting skating opportunity for the basic skills level skater. The Alabama Grand Prix Basic Skills Compete USA Series is sponsored equally by the Huntsville Skating School & Training Academy, Skating Club of Huntsville, Point Mallard Figure Skating Club, Pelham Skating School, and Birmingham Figure Skating Club. This is a Learn to Skate USA approved Basic Skills Compete USA Series with the approval posted in each participating arena. Competition announcements and packages are available through all participating figure skating clubs and via the club websites. Each competition has its own entry forms – so please make sure to read the entire announcement for details. Questions regarding this series can be directed to any of the contacts listed below.

**MISSION STATEMENT:** The purpose of this competition is to promote an enjoyable, introductory, competitive experience for the beginning skater and develop their basic skills in a fun environment.

#### Event #1

#### Rocket City Junior Classic



Saturday, March 24, 2018

[www.hsvinceplex.org](http://www.hsvinceplex.org)

[www.schsv.com](http://www.schsv.com)

#### Contact:

HSSTA 256-883-3773 Ext. 208 Or  
Email: [hssta@hsvinceplex.org](mailto:hssta@hsvinceplex.org)

#### **Application Deadline**

**March 11 2018**

Huntsville Ice Complex  
3185 Leeman Ferry Road  
Huntsville, AL 35801

Rink Measures:  
200ft. x 85 ft.

#### Event #2

#### Blades in Bama



Saturday April 7, 2018

[www.bhamfsc.org](http://www.bhamfsc.org)

#### Contacts:

Ralph Schrock: 205-229-2262  
Email: [rjsfamily@yahoo.com](mailto:rjsfamily@yahoo.com) or  
Heather Gonzalez:  
Email: [info@bhamfsc.com](mailto:info@bhamfsc.com)

**Application Deadline:**  
**March 24, 2018**

Pelham Civic Complex  
500 Amphitheater Road  
Pelham, AL 35214

Rink Measures  
200ft. x 85ft.

#### Event #3

#### Blades in Decatur



Saturday April 28, 2018

[www.Pointmallardfsc.com](http://www.Pointmallardfsc.com)

#### Contact:

Heidi Stephan  
256-654-3330 or  
[Sk8pmfsc@gmail.com](mailto:Sk8pmfsc@gmail.com)

**Application Deadline:**

**April 15, 2018**

Point Mallard Ice Complex  
2901 Point Mallard Dr. SE  
Decatur, AL 35601

Rink Measures  
200ft. x 85ft.

**Entry into the Series is optional and not a requirement to participate by any of the hosting clubs competitions.** However, to be included in the Series and season end awards ceremony you must be a Series participant. You may enter the Series at any point during the season.

**Free Skate, Elements/Compulsory, TOI, Dance and Showcase Program Series Point System:** A skater must be registered with the Alabama Grand Prix Basic Skills Compete USA Series to be eligible for accumulating points. Each event will have a maximum of six skaters.

The system for scoring points for the series awards will be as follows:

1st place – 6 points

2nd place – 5 points

3rd place – 4 points

4th place – 3 points

5th place – 2 points

6th place – 1 point

Final series awards will be awarded at the end of the series in Decatur at the conclusion of Blades in Decatur on April 21, 2018. You need not be present at the series end ceremony to receive your award. Events with a single skater will earn three (3) points for the skater. Events with 2-6 skaters will award points as stated above. For example, in a two (2) person event, the winner would receive 6 points and the second place would receive 5. All points follow the skater throughout the series. Series awards will be awarded to top three point-earners in each level from Snowplow Sam through test levels. The series awards will be awarded to the skaters at their level as of the last competition in the series. (Also see “Awards” below).

**AWARDS:** All competitors will receive an award at each of the three (3) hosting sites. Skaters will be awarded medals for 1st, 2nd, and 3rd places. 4th through 6th will receive ribbons. All events are final rounds, with awards handed out at appropriate times throughout the competition and a podium available for group and individual photos.

During the Grand Prix Series, skaters will have the chance to compete at three (3) different arenas and earn points for a final standing. Skaters’ points from their performance in Series Events will be calculated to determine Series placement. Series awards will be awarded at the conclusion of the 2018 Alabama Grand Prix Basic Skills Compete USA Series to the skaters with the highest point totals. Overall awards will be based on point totals for the following:

- Compulsory/Elements and Free Skate events combined to create overall for level.
- Dance and Hockey events will be awarded overall 1, 2, 3 placements individually.
- TOI/Synchro Teams will be awarded Series Awards in the form of a Trophy for the Team.
- Series awards for showcase, jumps, and spins will not be given. In the event of total points tied, all skaters tied for a place will be awarded a medal – no ties will be broken.

## ELIGIBILITY RULES FOR PARTICIPANTS

The competition is open to ALL skaters who are current eligible (ER 1.00) members of either the Learn to Skate USA program and those who are full members of U.S. Figure Skating. Members of other organizations are eligible to compete but must be registered with Learn to Skate USA or a member club. There will be no more than six competitors maximum in an event and all six should receive an award.

### **Eligibility and Test Requirements:**

Eligibility will be based on skill level as of closing date of entries. All **Snowplow Sam and Basic Skills 1-6** skaters must skate at highest level passed or one level higher and NO official U.S. Figure Skating tests may have been passed, including Moves in the Field or individual dances.

For the **Pre-Free Skate, Free Skate 1-6, Test Track and Well Balanced levels**, eligibility will be based only upon highest free skate test level passed (Moves in the Field test level will not determine skater's competitive level). Skaters may skate at highest level passed OR one level higher, but not both levels in the same event during the same competition. Skaters may not compete at more than one level in the same type event at the same competition.

It is very important to the success of the competition that skaters are placed in the correct divisions. If, for whatever reason, the Local Organizing Committee discovers that a skater has been placed in a category that is below his/her class level, the chairman and referee will have the option to move the skater into the proper division, even if this has to be done the day of the competition. This will ensure that every event is as fair as possible to the competitors. It is an ethical violation for coaches to sandbag an event.

## ELIGIBILITY RULES FOR INSTRUCTORS/COACHES

When hosting a Compete USA competition, it is important that you verify the credentials of each coach/instructor who plans to work on-site at the event. You can verify the status of coaches/instructors by checking the lists on the U.S. Figure Skating website. This report can be found on [www.usfigureskating.org](http://www.usfigureskating.org) by going to the "Coaches" page and clicking on the "Information for Clubs" or "Learn to Skate USA Instructor Registration" pages.

**At a minimum, instructors/coaches 18 years and older must have a cleared background check and must be a current member of either Learn to Skate USA and/or full U.S. Figure Skating member.**

If a coach/instructor attempts to work at your event without the proper credentials, he or she is in violation of U.S. Figure Skating ethics and code of conduct rules and, as such, is subject to disciplinary action. Please consult the Coach Compliance Toolkit for further information and the forms to report the violation.

**ENTRIES AND FEES:** All entries must be postmarked no later than the deadline date noted for each event (*see second page of this announcement and/or individual registration forms per site*). Space may be limited by site so please get your registrations in early. Late entries will be accepted if space permits, with a **\$25 late penalty**. Entry fees are **per person**, U.S. dollars. The **first event is \$50**, the **second event \$20**, and the **third or more event is \$15**. **NO refunds** after closing date unless event is cancelled by the hosting club. Each site has its own registration form and one must be completed for each of the site competitions being entered.

**SCHEDULE OF EVENTS:** Event schedules will be posted on each hosting clubs website within a week prior to the competition. Schedules *may* also be available online at EntryEeze. If available on EntryEeze, each skater's schedule will be available to print for both the skater and the coach.

**PRACTICE ICE:** Practice ice will be available at each of the hosting sites. Details will be provided online during registration, as well as the hosts' website prior to each of the competition dates. Rates and details for Practice Ice are subject to each hosting club and facility. Check the corresponding website or online registration form for these rates and details.

**MUSIC:** The music for all free skating programs and showcase must be provided on CDs by the skater. CDs should contain only **one** track of the competition music. CDs should also be clearly marked with the name of the skater, event entered, and length of music (not skating time). Due to compatibility and reliability reasons re-recordable (CD/RW) discs will not be accepted. The official competition music must be turned in at the registration table at the time of check-in. CDs must be clean and in a jewel case. A duplicate CD should be readily available at all event times requiring music. Music may be picked up at the registration table following each event **AND NOT BEFORE**. Competition CDs may not be "borrowed" from Registration for practice ice. Every reasonable care will be taken, but hosting clubs cannot be responsible for CDs left at the end of the competition.

**VIDEOGRAPHY AND PHOTOGRAPHY:** Videography and photography will be subject to each hosting club's guidelines. Details will be given online at each corresponding website or in the online registration form at EntryEeze.

**REGISTRATION:** The registration table at each location will be open 2 hours before the competition begins. Skaters will not be allowed to compete until they have registered

**QUESTIONS?:** Your questions and concerns are important to us, so feel free to get in touch with any of the contacts listed regarding individual competitions or participation in the Series. You can contact any of the following Series organizers:

- **Rocket City Junior Classic:** HSSTA 256-883-3773 Ext. 208 or Email: [hssta@hsviceplex.org](mailto:hssta@hsviceplex.org)
- 

- **Blades in Bama:** Ralph Schrock: 205-229-2262 Email: [rjsfamily@yahoo.com](mailto:rjsfamily@yahoo.com) or  
Heather Gonzalez: Email: [info@bhamfsc.com](mailto:info@bhamfsc.com)
- 

- **Blades in Decatur:** Heidi Stephan 256-654-3330 or Email [sk8pmfsc@gmail.com](mailto:sk8pmfsc@gmail.com)
-

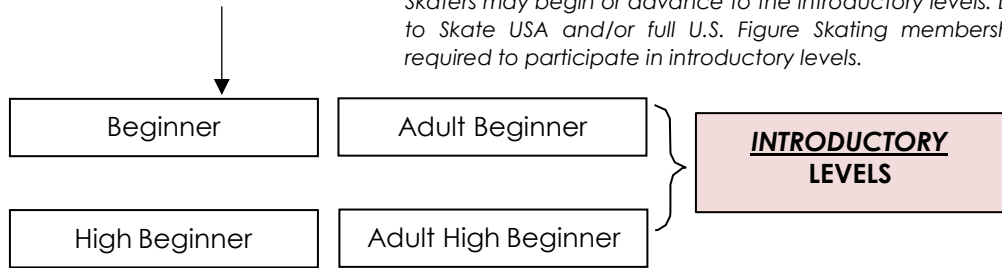
# LEARN TO SKATE USA

Illustration of Singles Free Skating Events:

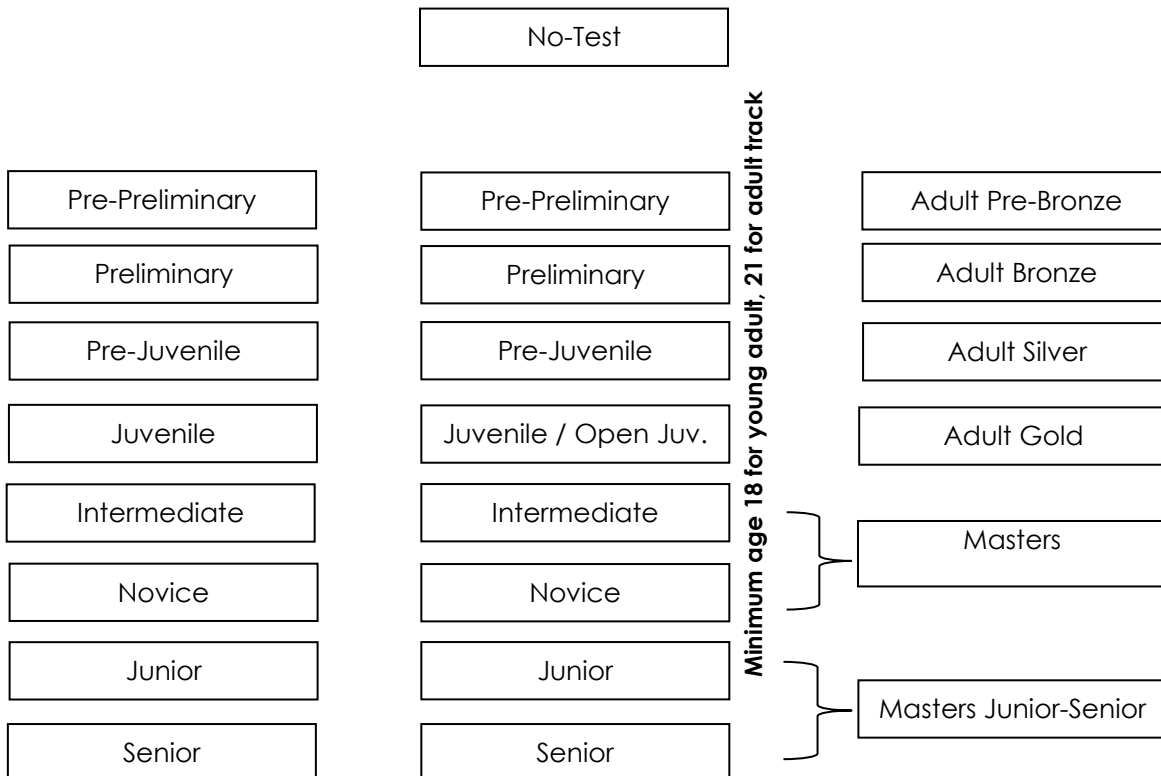
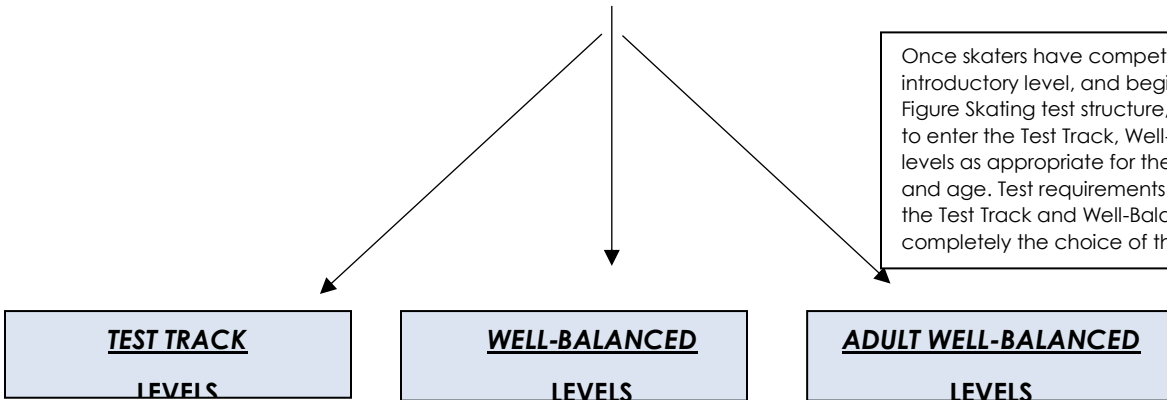
**COMPETE USA**

Snowplow Sam, Basic 1-6, Hockey 1-4, Pre-Free Skate,  
Free Skate 1-6 Adult 1-6 and specialty events

Skaters may begin or advance to the introductory levels. Learn to Skate USA and/or full U.S. Figure Skating membership is required to participate in introductory levels.



Once skaters have competed at the introductory level, and begin the official U.S. Figure Skating test structure, they can choose to enter the Test Track, Well-Balanced or Adult levels as appropriate for their ability, test level, and age. Test requirements are the same for the Test Track and Well-Balanced levels. It is completely the choice of the athlete which



## SNOWPLOW SAM – BASIC 6 ELEMENTS

When directed by a judge or referee the skater will perform one element at a time in the order listed below (no excessive connecting steps) prior to the next skater performing the sequence of elements

- To be skated on 1/3 to 1/2 ice.
- No music.
- **All elements must be skated in the order listed.**

Level	Time	Skating rules/standards
Snowplow Sam	1:00 max.	<ul style="list-style-type: none"> <li>• March followed by a two-foot glide and dip</li> <li>• Forward two-foot swizzles, 2-3 in a row</li> <li>• Forward snowplow stop</li> <li>• Backward wiggles, 2-6 in a row</li> </ul>
Basic 1	1:00 max.	<ul style="list-style-type: none"> <li>• Forward two-foot glide and dip</li> <li>• Forward two-foot swizzles, 6-8 in a row</li> <li>• Beginning snowplow stop on two-feet or one-foot</li> <li>• Backward wiggles, 6-8 in a row</li> </ul>
Basic 2	1:00 max.	<ul style="list-style-type: none"> <li>• Forward one-foot glide, either foot</li> <li>• Scooter pushes, right and left foot, 2-3 each foot</li> <li>• Moving snowplow stop</li> <li>• Two-foot turn in place, forward to backward</li> <li>• Backward two-foot swizzles, 6-8 in a row</li> </ul>
Basic 3	1:00 max.	<ul style="list-style-type: none"> <li>• Beginning forward stroking showing correct use of blade</li> <li>• Forward ½ swizzle pumps on a circle, either clockwise or counter clockwise, 4-6 consecutive</li> <li>• Forward slalom</li> <li>• Beginning backward one-foot glide, either foot</li> <li>• Moving forward to backward two-foot turn on a circle</li> </ul>
Basic 4	1:00 max.	<ul style="list-style-type: none"> <li>• Backward one-foot glides, right and left</li> <li>• Forward outside edge on a circle, clockwise or counter clockwise</li> <li>• Forward crossovers, 4-6 consecutive, both directions</li> <li>• Beginning two-foot spin, maximum 2-4 revolutions</li> <li>• Backward ½ swizzle pumps on a circle, one direction only</li> </ul>
Basic 5	1:00 max.	<ul style="list-style-type: none"> <li>• Backward outside edge on a circle, clockwise or counterclockwise</li> <li>• Backward crossovers, 4-6 consecutive, both directions</li> <li>• Advanced two-foot spin, maximum 4-6 revolutions</li> <li>• Forward outside three-turn, right and left</li> <li>• Hockey stop</li> </ul>
Basic 6	1:00 max.	<ul style="list-style-type: none"> <li>• Forward inside three-turn, right and left</li> <li>• Bunny Hop</li> <li>• Forward spiral on a straight line, right or left</li> <li>• Beginning one-foot spin, 2-4 revolutions, optional free leg held position and entry</li> <li>• T-stop, right or left</li> </ul>

## SNOWPLOW SAM – BASIC 6 PROGRAM WITH MUSIC

Format: The skating order of the required elements is optional. The elements are not restricted as to the number of times the element is executed or length of glides, number of revolutions, etc., unless otherwise specified.

- To be skated on full ice.
- The skater may use elements from a previous level.
- A 0.2 deduction will be taken for each element performed from a higher level. Bonus skills from the same level or below are allowed but will not be judged elements.

Level	Time	Skating rules/standards
Snowplow Sam	1:10 max.	<ul style="list-style-type: none"> <li>• March followed by a two-foot glide and dip</li> <li>• Forward two-foot swizzles, 2-3 in a row</li> <li>• Forward snowplow stop</li> <li>• Backward wiggles, 2-6 in a row</li> </ul>
Basic 1	1:10 max.	<ul style="list-style-type: none"> <li>• Forward two-foot glide and dip</li> <li>• Forward two-foot swizzles, 6-8 in a row</li> <li>• Beginning snowplow stop on two-feet or one-foot</li> <li>• Backward wiggles, 6-8 in a row</li> </ul>
Basic 2	1:10 max.	<ul style="list-style-type: none"> <li>• Forward one-foot glide, either foot</li> <li>• Scooter pushes, right and left foot, 2-3 each foot</li> <li>• Moving snowplow stop</li> <li>• Two-foot turn in place, forward to backward</li> <li>• Backward two-foot swizzles, 6-8 in a row</li> </ul>
Basic 3	1:10 max.	<ul style="list-style-type: none"> <li>• Beginning forward stroking showing correct use of blade</li> <li>• Forward ½ swizzle pumps on a circle, either clockwise or counter clockwise, 4-6 consecutive</li> <li>• Forward slalom</li> <li>• Beginning backward one-foot glide, either foot</li> <li>• Moving forward to backward two-foot turn on a circle</li> </ul>
Basic 4	1:10 max.	<ul style="list-style-type: none"> <li>• Backward one-foot glides, right and left</li> <li>• Forward outside edge on a circle, clockwise or counter clockwise</li> <li>• Forward crossovers, 4-6 consecutive, both directions</li> <li>• Beginning two-foot spin, maximum 2-4 revolutions</li> <li>• Backward ½ swizzle pumps on a circle, one direction only</li> </ul>
Basic 5	1:10 max.	<ul style="list-style-type: none"> <li>• Backward outside edge on a circle, clockwise or counterclockwise</li> <li>• Backward crossovers, 4-6 consecutive, both directions</li> <li>• Advanced two-foot spin, maximum 4-6 revolutions</li> <li>• Forward outside three-turn, right and left</li> <li>• Hockey stop</li> </ul>
Basic 6	1:10 max.	<ul style="list-style-type: none"> <li>• Forward inside three-turn, right and left</li> <li>• Bunny Hop</li> <li>• Forward spiral on a straight line, right or left</li> <li>• Beginning one-foot spin, 2-4 revolutions, optional free leg held position and entry</li> <li>• T-stop, right or left</li> </ul>



## PRE-FREE SKATE – FREE SKATE 6 COMPULSORY

Format: In simple program form, using a limited number of connecting steps, the skating order of the required elements is optional.

- To be skated on ½ ice.
- No music is allowed.
- The skater must demonstrate the required elements and may use any additional elements from previous levels. Bonus skills from the same level or below are allowed but will not be judged elements.
- A 0.2 deduction will be taken for each element performed from a higher level.
- Time: 1:15 maximum

Level	Time	Skating rules/standards
Pre-Free Skate	1:15 max	<ul style="list-style-type: none"> <li>• Forward inside open Mohawk from a standstill position (R to L and L to R)</li> <li>• Two forward crossovers into a forward inside Mohawk, step down and cross behind, step into one backward crossover and step to a forward inside edge, clockwise and counterclockwise</li> <li>• One-foot upright spin, optional entry and free-foot position (minimum three revolutions)</li> <li>• Mazurka</li> <li>• Waltz jump</li> </ul>
Free Skate 1	1:15 max.	<ul style="list-style-type: none"> <li>• Forward power stroking, 4-6 consecutive strokes</li> <li>• Backward outside three-turns, right and left</li> <li>• Upright spin, entry from backward crossovers - minimum 4-6 revolutions</li> <li>• Toe loop</li> <li>• Half flip jump</li> </ul>
Free Skate 2	1:15 max.	<ul style="list-style-type: none"> <li>• Alternating forward outside and inside spirals on a continuous axis (2 sets)</li> <li>• Backward inside three-turns, right and left</li> <li>• Beginning back spin, up to two revolutions</li> <li>• Half Lutz</li> <li>• Salchow jump</li> </ul>
Free Skate 3	1:15 max.	<ul style="list-style-type: none"> <li>• Alternating Mohawk/crossover sequence, right to left and left to right</li> <li>• Waltz three-turns, clockwise and counterclockwise</li> <li>• Advanced back spin with free foot in crossed leg position, min 3 revs</li> <li>• Loop jump</li> <li>• Waltz jump/toe loop or Salchow/toe loop jump combination</li> </ul>
Free Skate 4	1:15 max.	<ul style="list-style-type: none"> <li>• Forward power 3's, 2-3 consecutive sets, right or left</li> <li>• Sit spin - minimum three revolutions</li> <li>• Half loop jump</li> <li>• Flip jump</li> </ul>
Free Skate 5	1:15 max.	<ul style="list-style-type: none"> <li>• Backward outside three-turn, Mohawk (backward power three-turn), both directions</li> <li>• Camel spin - minimum three revolutions</li> <li>• Waltz jump-loop jump combination</li> <li>• Lutz jump</li> </ul>
Free Skate 6	1:15 max.	<ul style="list-style-type: none"> <li>• Forward power pulls, right and left</li> <li>• Split jump or stag jump</li> <li>• Camel, sit spin combination - minimum of four revolutions total</li> <li>• Waltz jump, ½ loop, Salchow jump sequence</li> <li>• Beginning Axel jump</li> </ul>

## PRE-FREE SKATE – FREE SKATE 6 PROGRAM WITH MUSIC

Format: The skating order of the required elements is optional. The elements are not restricted as to the number of times an element is executed, length of glides, number of revolutions, etc., unless otherwise stated. Connecting steps and transitions should be demonstrated throughout the program.

- To be skated on full ice.
- The skater must demonstrate the required elements and may use but is not required to use any additional elements from previous levels. Bonus skills from the same level or below are allowed but will not be judged elements.
- A 0.2 deduction will be taken for each element performed from a higher level.
- Time 1:40 max.

Level	Time	Skating rules/standards
Pre-Free Skate	1:40 max	<ul style="list-style-type: none"> <li>• Two forward crossovers into a forward inside Mohawk, step down and cross behind, step into one backward crossover and step to a forward inside edge, clockwise and counterclockwise</li> <li>• One-foot upright spin, optional entry and free-foot position (minimum three revolutions)</li> <li>• Mazurka</li> <li>• Waltz jump</li> </ul>
Free Skate 1	1:40 max	<ul style="list-style-type: none"> <li>• Forward power stroking, 4-6 consecutive strokes</li> <li>• Upright spin, entry from backward crossovers - minimum 4-6 revolutions</li> <li>• Toe loop jump</li> <li>• Half flip jump</li> </ul>
Free Skate 2	1:40 max.	<ul style="list-style-type: none"> <li>• Alternating forward outside and inside spirals on a continuous axis (2 sets)</li> <li>• Beginning back spin, up to two revolutions</li> <li>• Half Lutz</li> <li>• Salchow jump</li> </ul>
Free Skate 3	1:40 max	<ul style="list-style-type: none"> <li>• Alternating Mohawk/crossover sequence, right to left and left to right</li> <li>• Advanced back spin with free foot in crossed leg position, min 3 revs</li> <li>• Loop jump</li> <li>• Waltz jump-toe loop or Salchow-toe loop jump combination</li> </ul>
Free Skate 4	1:40 max.	<ul style="list-style-type: none"> <li>• Forward power 3's, 2-3 consecutive sets, right or left</li> <li>• Sit spin - minimum three revolutions</li> <li>• Half Loop jump</li> <li>• Flip jump</li> </ul>
Free Skate 5	1:40 max.	<ul style="list-style-type: none"> <li>• Backward outside three-turn, Mohawk (backward power three-turn), both directions</li> <li>• Camel spin - minimum three revolutions</li> <li>• Waltz-loop jump combination</li> <li>• Lutz jump</li> </ul>
Free Skate 6	1:40 max.	<ul style="list-style-type: none"> <li>• Split jump or stag jump</li> <li>• Camel, sit spin combination - minimum of four revolutions total</li> <li>• Waltz jump, ½ loop, Salchow jump sequence</li> <li>• Beginning Axel jump</li> </ul>

## INTRODUCTORY LEVELS COMPULSORY

Format: In simple program form, using a limited number of connecting steps, the skating order of the required elements is optional.

- To be skated on ½ ice.
- No music is allowed.
- The skater must demonstrate the required elements and may use any additional elements from previous levels.
- A 0.2 deduction will be taken for each element performed from a higher level.
- *Skaters may have the option to skate one level higher in compulsories than their free skate program.*

Level	Time	Skating rules/standards
Beginner	1:15 max.	<ul style="list-style-type: none"> <li>• Waltz jump</li> <li>• ½ jump of choice</li> <li>• Forward two-foot or one-foot spin - minimum three revolutions (free leg position optional)</li> <li>• Forward or backward spiral</li> </ul>
High Beginner	1:15 max.	<ul style="list-style-type: none"> <li>• Toe loop jump</li> <li>• Salchow jump</li> <li>• Forward scratch spin - minimum three revolutions</li> <li>• Forward or backward spiral</li> </ul>

## INTRODUCTORY LEVELS FREE SKATE PROGRAM

General event parameters:

Skaters will skate to the music of their choice.

- Level will be determined by the highest free skate test passed. Skaters may compete at the highest level they have passed, or skate up to one level higher.
- Minimum number of spin revolutions are in parentheses following the spin description. Revolutions must be in position.

Beginner  1:40 Maximum	Max. 5 jump elements: <ul style="list-style-type: none"> <li>• Jumps with no more than one-half rotation (front to back or back to front).</li> <li>• Max. 2 jump sequences</li> <li>• Max. 2 of any same jump</li> </ul>	Max. 2 spins: <ul style="list-style-type: none"> <li>• Two upright spins, no change of foot, no flying entry (Min. 3 revolutions)</li> </ul>	Connecting moves and steps should be demonstrated throughout the program	Skaters may not have passed tests higher than U.S. Figure Skating Learn to Skate USA free skating badge tests
High Beginner  1:40 Maximum	Max. 5 jump elements: <ul style="list-style-type: none"> <li>• Jumps with no more than one-half rotation (front to back or back to front including half-loop)</li> <li>• Single rotation jumps: Salchow and toe loop only.</li> <li>• Max. 2 jump combinations or sequences</li> <li>• Max. 2 of any same type jump.</li> </ul>	Max. 2 spins: <ul style="list-style-type: none"> <li>• Two upright spins, change of foot optional, no flying entry (Min. 3 revolutions)</li> </ul>	Connecting moves and steps should be demonstrated throughout the program	Skaters may not have passed tests higher than U.S. Figure Skating Learn to Skate USA free skating badge tests

## WELL BALANCED LEVELS COMPULSORY

General event parameters:

- Elements skated on ½ ice
- Elements may be performed only once
- No music is allowed

Level	Time	Skating rules/standards
No-Test	1:15 max.	<ul style="list-style-type: none"> <li>• Loop jump</li> <li>• Jump combination to include a toe loop (may not use a loop or Axel)</li> <li>• Solo spin - sit <u>or</u> camel spin - minimum three revolutions</li> <li>• Spiral sequence, must include a forward and backward spiral. Additional spirals and balance moves may be included.</li> </ul>
Pre-Preliminary	1:15 max.	<ul style="list-style-type: none"> <li>• Toe Loop jump</li> <li>• Jump combination: single/single (no Axel)</li> <li>• Sit spin or camel spin - minimum three revolutions</li> <li>• Spiral sequence with one forward spiral and one backward spiral (any edge)</li> </ul>
Preliminary	1:15 max.	<ul style="list-style-type: none"> <li>• Lutz jump</li> <li>• Jump combination: single/single (may include Axel)</li> <li>• Back upright spin - minimum three revolutions</li> <li>• Forward inside spiral</li> </ul>

## WELL BALANCED FREE SKATE PROGRAM



### General event parameters:

- Skaters may not enter both a Well Balanced Free Skate event and a Test Track Free Skate event at the same nonqualifying competition.
- Skaters will skate to the music of their choice.
- Level will be determined by the highest free skate test passed. Skaters may compete at the highest level they have passed, or skate up to one level higher.

Level	Time	Jumps	Spins	Step Sequences
No-Test	1:40 Maximum	<p><b>Max 5 Jump Elements</b></p> <ul style="list-style-type: none"> <li>• All single jumps allowed except for the single Axel                             <ul style="list-style-type: none"> <li>○ No single Axels, double, triple or quadruple jumps allowed</li> <li>○ Number of single jumps (except single Axels) is not limited provided the maximum number of jump elements allowed is not exceeded</li> </ul> </li> <li>• Max 2 jump combinations or jump sequences                             <ul style="list-style-type: none"> <li>○ Jump combinations limited to 2 jumps except that one 3-jump combination with a maximum of 3 single jumps is allowed</li> </ul> </li> </ul> <p>Jump sequences limited to a maximum of 3 single jumps</p>	<p><b>Max 2 Spins</b></p> <ul style="list-style-type: none"> <li>• Spins may change feet and/or position</li> <li>• Spins may start with a flying entry</li> <li>• Min 3 revs.</li> </ul> <p>These spins must be of a different character</p> <p>(For definition see U.S. Figure Skating rule 4103 (E))</p>	<p><b>Max 1 Sequence</b></p> <ul style="list-style-type: none"> <li>• Step Sequence                             <ul style="list-style-type: none"> <li>○ Must use one-half the ice surface</li> <li>○ Moves in the field and spiral sequences are allowed but will not be counted as elements</li> <li>○ Jumps may be included in the step sequence</li> </ul> </li> </ul>
Pre-Preliminary	1:40 Maximum	<p><b>Max 5 Jump Elements</b></p> <ul style="list-style-type: none"> <li>• All single jumps, including the single Axel, allowed                             <ul style="list-style-type: none"> <li>○ No double, triple or quadruple jumps allowed</li> <li>○ Axel may be repeated once as a solo jump or part of a jump sequence or jump combination (maximum of 2 single Axels)</li> <li>○ Number of single jumps is not limited provided the maximum number of jump elements allowed is not exceeded</li> </ul> </li> <li>• Max 2 jump combinations or jump sequences                             <ul style="list-style-type: none"> <li>○ Jump combinations limited to 2 jumps except that one 3-jump combination with a maximum of 3 single jumps is allowed                                     <ul style="list-style-type: none"> <li>• Jump sequences limited to a maximum of 3 single jumps</li> </ul> </li> </ul> </li> </ul>	<p><b>Max 2 Spins</b></p> <ul style="list-style-type: none"> <li>• Spins may change feet and/or position</li> <li>• Spins may start with a flying entry</li> <li>• Min 3 revs.</li> </ul> <p>These spins must be of a different character</p> <p>(For definition see U.S. Figure Skating rule 4103 (E))</p>	<p><b>Max 1 Sequence</b></p> <ul style="list-style-type: none"> <li>• Step Sequence                             <ul style="list-style-type: none"> <li>○ Must use one-half the ice surface</li> <li>○ Moves in the field and spiral sequences are allowed but will not be counted as elements</li> <li>○ Jumps may be included in the step sequence</li> </ul> </li> </ul>
Preliminary	1:30 +/- 10 seconds	<p><b>Max 5 Jump Elements</b></p> <p>1 must be an Axel-type jump or a waltz jump*</p> <ul style="list-style-type: none"> <li>• All single jumps, including the single Axel, allowed. Only 2 different double jumps may be attempted (limited to double Salchow, double toe loop and double loop)                             <ul style="list-style-type: none"> <li>○ Double flip, double Lutz, double Axel, triple and quadruple jumps not allowed</li> <li>○ An Axel plus up to two different, allowable double jumps may be repeated once (but not more) as solo jumps or part of a jump sequence or jump combination</li> <li>○ Number of single jumps is not limited provided the maximum number of jump elements allowed is not exceeded</li> </ul> </li> <li>• Max 2 jump combinations or sequences                             <ul style="list-style-type: none"> <li>○ Jump combinations limited to 2 jumps except that one three jump combination with a</li> </ul> </li> </ul>	<p><b>Max 2 Spins</b></p> <ul style="list-style-type: none"> <li>• Spins may change feet and/or position</li> <li>• Spins may start with a flying entry</li> <li>• Min 3 revs.</li> </ul> <p>These spins must be of a different character</p> <p>(For definition see U.S. Figure Skating rule 4103 (E))</p>	<p><b>Max 1 Sequence</b></p> <ul style="list-style-type: none"> <li>• Step Sequence                             <ul style="list-style-type: none"> <li>○ Must use one-half the ice surface</li> <li>○ Moves in the field and spiral sequences are allowed but will not be counted as elements</li> <li>○ Jumps may be included in the step sequence</li> </ul> </li> </ul>

		<p>maximum of 2 double jumps and 1 single jump is allowed</p> <ul style="list-style-type: none"> <li>• Jump sequences limited to a maximum of 3 single or double jumps</li> </ul>		
--	--	---	--	--



## TEST TRACK FREE SKATE

### General event parameters:

- Skaters may not enter both a Well Balanced Free Skate event and a Test Track Free Skate event at the same nonqualifying competition.
- Skaters will skate to the music of their choice.
- Level will be determined by the highest free skate test passed. Skaters may compete at the highest level they have passed, or “skate up” to one level higher.
- Minimum number of spin revolutions are in ( ) following the spin description. Revolutions must be in position.
- The following deductions will be taken:
  - 0.1 from each mark for each technical element included that is not permitted in the event description.
  - 0.2 from the technical mark for each extra element included.
  - 0.1 from the technical mark for any spin that is less than the required minimum revolutions.

Level	Jumps	Spins	Step Sequences	Qualifications
Pre-Preliminary  1:40 maximum	<i>Maximum of 5 jump elements:</i> <ul style="list-style-type: none"> <li>• Jumps with not more than one-half rotation (<i>front to back or back to front including half-loop</i>)</li> <li>• Single rotation jumps: Salchow, toe loop and loop only.</li> <li>• Max. 2 jump combinations or sequences</li> <li>• Max. 2 of any same type jump</li> </ul>	<i>Maximum of 2 spins:</i> <ul style="list-style-type: none"> <li>• Two spins of a different nature, one position only. No change of foot, no flying entry. (Min. 3 revolutions)</li> </ul>	Connecting moves and steps should be demonstrated throughout the program	Skaters may not have passed tests higher than U.S. Figure Skating pre-preliminary free skate test
Preliminary  1:30 +/- 10 sec.	<i>Maximum of 5 jump elements:</i> <ul style="list-style-type: none"> <li>• Jumps with not more than one rotation (no Axels).</li> <li>• Max. 2 jump combinations or sequences</li> <li>• Max. 2 of any same type jump</li> </ul>	<i>Maximum of 2 spins:</i> <ul style="list-style-type: none"> <li>• One spin in one position; no change of foot, no flying entry. (Min. 3 revolutions)</li> </ul> One spin consisting of a front scratch to back scratch; exit on spinning foot not mandatory. (Min. 3 revolutions per foot)	Connecting moves and steps should be demonstrated throughout the program	Skaters must have passed at least the U.S. Figure Skating pre-preliminary free skate test but may not have passed tests higher than the preliminary free skate test

## ADULT 1-6, INTRODUCTORY-BRONZE COMPULSORY

General event parameters:

- The skating order of the elements is optional.
- Element may only be attempted once
- To be skated in program format with limited connecting steps
- To be skated on ½ ice
- A 0.2 deduction will be taken for each element MISSING, REPEATED or from a higher level

Level	Time	Elements
Adult 1	1:30 MAX	<ul style="list-style-type: none"> <li>• Forward Marching</li> <li>• Forward two-foot glide</li> <li>• Forward swizzle (4-6 in a row)</li> <li>• Forward snowplow stop – two feet or one foot</li> </ul>
Adult 2	1:30 MAX	<ul style="list-style-type: none"> <li>• Forward skating across the width of the ice</li> <li>• Forward one-foot glides</li> <li>• Forward slalom</li> <li>• Backward skating</li> <li>• Backward swizzles, 4-6 in a row</li> </ul>
Adult 3	1:30 MAX	<ul style="list-style-type: none"> <li>• Forward stroking using the blade properly</li> <li>• Forward half-swizzle pumps on the circle, 6 to 8 in a row, clockwise and counterclockwise</li> <li>• Forward chasses on a circle, clockwise and counterclockwise</li> <li>• Backward skating to a long two-foot glide</li> <li>• Backward snowplow stop, Right and Left</li> </ul>
Adult 4	1:30 MAX	<ul style="list-style-type: none"> <li>• Forward outside edge on a circle, right and left</li> <li>• Forward inside edge on a circle, right and left</li> <li>• Forward crossovers, clockwise and counterclockwise</li> <li>• Hockey stop, both directions</li> <li>• Backward one-foot glides, right and left</li> </ul>
Adult 5	1:30 MAX	<ul style="list-style-type: none"> <li>• Backward outside edge on a circle, right and left</li> <li>• Backward inside edge on a circle, right and left</li> <li>• Backward crossovers, clockwise and counterclockwise</li> <li>• Forward outside three-turn, right and left</li> <li>• Beginning two-foot spin (min 2 revs)</li> </ul>
Adult 6	1:30 MAX	<ul style="list-style-type: none"> <li>• Forward stroking with crossover end patterns</li> <li>• Backward stroking with crossover end patterns</li> <li>• Forward inside three-turn, right and left</li> <li>• T-stop</li> <li>• Lunge</li> <li>• Two-foot spin into one-foot spin (min 2 revs on 1 foot)</li> </ul>

Continued next page

## ADULT 1-6, INTRODUCTORY-BRONZE COMPULSORY (Part 2)

General event parameters:

- The skating order of the elements is optional.
- Element may only be attempted once
- To be skated in program format with limited connecting steps
- To be skated on ½ ice
- A 0.2 deduction will be taken for each element MISSING, REPEATED or from a higher level

Level	Time	Elements
Adult Beginner	1:30 MAX	<ul style="list-style-type: none"> <li>• Bunny hop or mazurka</li> <li>• Forward beginning one-foot spin from backward crossovers (min 2 revs)</li> <li>• Forward moving inside open Mohawk (right and left) – heel to instep</li> <li>• Alternating right and left forward outside edges across the width of the ice</li> <li>• Alternating right and left forward inside edges across the width of the ice</li> <li>• Backward moving outside 3-turn right and left</li> </ul>
Adult High Beginner	1:30 MAX	<ul style="list-style-type: none"> <li>• Waltz Jump</li> <li>• ½ Flip</li> <li>• Alternating right and left backward outside edges across the width of the ice</li> <li>• Alternating right and left backward inside edges across the width of the ice</li> <li>• Backward moving inside 3-turn right and left</li> </ul>
Adult Pre- Bronze	1:30 MAX	<ul style="list-style-type: none"> <li>• Two forward crossovers into a forward inside Mohawk, step down and cross behind, step into one backward crossover and step to a forward inside edge, clockwise and counterclockwise</li> <li>• Jump combination or sequence consisting of only ½ revolution jumps (half loop is considered a full revolution jump) – maximum of 2 jumps in combination and 3 jumps in a sequence</li> <li>• Forward upright spin (Min. 3 revolutions)</li> <li>• Forward spiral (any edge)</li> </ul>
Adult Bronze	1:30 MAX	<ul style="list-style-type: none"> <li>• Single Salchow</li> <li>• Waltz jump – toe loop combination jump</li> <li>• Backward Upright Spin – entry optional (Min. 3 revolutions)</li> <li>• Spiral sequence (Min. 2 spirals)</li> </ul>



## ADULT 1-6 PROGRAM WITH MUSIC

General event parameters:

- The skating order of the required elements is optional.
- The elements are not restricted to the number of times element is executed, or length of glides, number of revolutions, etc. unless otherwise stated. Connecting moves and steps should be demonstrated throughout the program.
- To be skated on full ice
- The skater must demonstrate the required elements and may use, but is not required to use, any additional elements from previous (lower) levels.
- A 0.2 deduction will be taken for each required element MISSING and for those elements performed from a higher level.

Level	Time	Elements
Adult 1	1:40 MAX	<ul style="list-style-type: none"> <li>• Forward Marching</li> <li>• Forward two-foot glide</li> <li>• Forward swizzle (4-6 in a row)</li> <li>• Forward snowplow stop – two feet or one foot</li> </ul>
Adult 2	1:40 MAX	<ul style="list-style-type: none"> <li>• Forward skating across the width of the ice</li> <li>• Forward one-foot glides</li> <li>• Forward slalom</li> <li>• Backward skating</li> <li>• Backward swizzles, 4-6 in a row</li> </ul>
Adult 3	1:40 MAX	<ul style="list-style-type: none"> <li>• Forward stroking using the blade properly</li> <li>• Forward half-swizzle pumps on the circle, 6 to 8 in a row, clockwise and counterclockwise</li> <li>• Backward skating to a long two-foot glide</li> <li>• Forward chasses on a circle, clockwise and counterclockwise</li> <li>• Backward snowplow stop, Right and Left</li> </ul>
Adult 4	1:40 MAX	<ul style="list-style-type: none"> <li>• Forward outside edge on a circle, right and left</li> <li>• Forward inside edge on a circle, right and left</li> <li>• Forward crossovers, clockwise and counterclockwise</li> <li>• Backward one-foot glides, right and left</li> <li>• Hockey stop, both directions</li> </ul>
Adult 5	1:40 MAX	<ul style="list-style-type: none"> <li>• Backward outside edge on a circle, right and left</li> <li>• Backward inside edge on a circle, right and left</li> <li>• Backward crossovers, clockwise and counterclockwise</li> <li>• Forward outside three-turn, right and left</li> <li>• Beginning two-foot spin</li> </ul>
Adult 6	1:40 MAX	<ul style="list-style-type: none"> <li>• Forward stroking with crossover end patterns</li> <li>• Backward stroking with crossover end patterns</li> <li>• Forward inside three-turn, right and left</li> <li>• T-stop</li> <li>• Lunge</li> <li>• Two-foot spin into one-foot spin (min 2 revs on 1 foot)</li> </ul>

## ADULT INTRODUCTORY – BRONZE FREE SKATE PROGRAM

General event parameters:

- Skaters will skate to the music of their choice and vocal music is allowed
- To be skated on full ice
- The minimum number of required spin revolutions is indicated in parentheses following the spin description. Revolutions must be in position.

Level	Jumps	Spins	Step Sequences	Qualifications
Adult Beginner  1:40 Maximum	Max. 4 jump elements <ul style="list-style-type: none"> <li>• Jumps limited to bunny hop, mazurka, or ballet</li> <li>• Max 1 combination or sequence consisting of only the allowed listed jumps</li> <li>• Max. 2 of any same jump</li> </ul>	Max. 2 spins <ul style="list-style-type: none"> <li>• Two forward upright spins, no change of foot, no flying entry (Min. 3 revolutions)</li> </ul>	Connecting moves and steps should be demonstrated throughout the program	Skaters may not have passed tests higher than U.S. Figure Skating Learn to Skate USA Free Skate 1 Badge Test
Adult High Beginner  1:40 Maximum	Max 4 jump elements: <ul style="list-style-type: none"> <li>• Jumps limited to bunny hop, mazurka, ballet, stag, split, waltz, ½ flip</li> <li>• Max 1 combination or sequence consisting of only the allowed listed jumps</li> <li>• Max. 2 of any same type jump.</li> </ul>	Max 2 spins: <ul style="list-style-type: none"> <li>• Two upright spins, change of foot optional, no flying entry (Min. 3 revolutions)</li> </ul>	Connecting moves and steps should be demonstrated throughout the program	Skaters may not have passed tests higher than U.S. Figure Skating Learn to Skate USA Free Skate 1 Badge Test
Adult Pre-Bronze  1:40 Maximum	Max 4 Jump Elements: <ul style="list-style-type: none"> <li>• Jump combinations and sequences are optional, but no more than 2 combinations or sequences may be included</li> <li>• 1 jump combination/sequence may consist of three jumps, and the other may have only two jumps.</li> <li>• Each jump may be repeated only once and only as part of a combination or sequence (maximum of 2 of any jump)</li> <li>• Only single and half-revolution jumps are allowed</li> <li>• No single Lutz, single Axel or double jumps are allowed</li> </ul>	Max 2 Spins: <ul style="list-style-type: none"> <li>• Min 3 revs</li> <li>• Spins with a flying entry are not permitted</li> </ul>	Connecting steps throughout the program are required	Skaters may not have passed tests higher than U.S. Figure Skating Adult Pre-Bronze Free Skate
Adult Bronze  1:50 maximum	Max 4 Jump Elements: <ul style="list-style-type: none"> <li>• Max 2 combinations or sequences;</li> <li>• 1 combination/sequence may consist of three jumps, and the other may have only two jumps</li> <li>• Each jump may be repeated only once, and only as part of a combination or sequence (maximum of 2 of any jump)</li> <li>• All single jumps are permitted (except single Axel)</li> <li>• No single Axel, double or triple jumps are permitted</li> </ul>	Max 2 Spins: <ul style="list-style-type: none"> <li>• Spins must be of different character (for definition, see U.S. Figure Skating rule 4103 (E))</li> <li>• Min 3 revs total if no change of foot</li> <li>• Min 3 revs each foot if change of foot</li> <li>• Min 2 revs in each position</li> <li>• No flying spins are permitted</li> </ul>	Max 1 Sequence: <ul style="list-style-type: none"> <li>• Choreographic Step Sequence</li> </ul> Must use at least ½ ice surface	Skaters may not have passed tests higher than U.S. Figure Skating Adult Bronze Free Skate

## HOCKEY EVENTS – HOCKEY 1-4 ELEMENTS AND SKILLS CHALLENGE

Invite the Hockey 1-4 participants plus members of the local hockey association by creating fun and challenging skills competition. Ages should be divided by 8 & under, 10 & under, 12 & under, 14 & under, 16 & under, 18 & under, and adult. These age groups may be combined based upon number of entries.

**Hockey 1-4 Elements:** Each skater will perform each element when directed by a judge or referee. The following elements have been chosen for the skaters to perform. Format choice: All skaters perform first element before moving on to the next and so on **OR** each skater performs all of the required elements before moving on to the next skater.

- To be skated on 1/3 to 1/2 ice
- **All elements must be skated in the order listed**
- Time: 1:00 or less

<p><b>Hockey 1</b></p> <ul style="list-style-type: none"> <li>• Proper basic hockey stance, forward and backward</li> <li>• March forward across the ice, 8-10 steps</li> <li>• Two-foot glides and dips from forward marching</li> <li>• Forward swizzles / double C-cuts (4-6 in a row)</li> <li>• Stationary Snowplow Stop</li> </ul>	<p><b>Hockey 3</b></p> <ul style="list-style-type: none"> <li>• Forward C-cuts (1/2 swizzle pumps) on a circle, both directions</li> <li>• Forward outside edges on half circles, alternating feet on the axis</li> <li>• Forward inside edges on half circles, alternating feet on the axis</li> <li>• Backward C-Cuts on a circle, both directions</li> <li>• Backward snowplow stops, one foot and two feet V-stop</li> </ul>
<p><b>Hockey 2</b></p> <ul style="list-style-type: none"> <li>• Forward strides using 45 degree V-Push, focus on good recovery and alternating arm drive</li> <li>• Forward C-cuts: single leg and alternating feet in a straight line</li> <li>• Backward hustle or march, then glide on two feet</li> <li>• Backward swizzles / double C-cuts (4 – 6)</li> <li>• Two-foot moving Snowplow stop</li> </ul>	<p><b>Hockey 4</b></p> <ul style="list-style-type: none"> <li>• Quick starts using forward V-Start</li> <li>• Backward one-foot glide, right and left</li> <li>• Forward crossovers on a circle, clockwise and counterclockwise</li> <li>• Backward crossovers on a circle, clockwise and counterclockwise</li> <li>• Hockey stops (to right and left, with speed)</li> </ul>

**Hockey Skills Challenge:** Have skaters complete each of the five following skills competitions. Set up each station according to the descriptions below. Skaters earn points upon placement in each station (First place - 5 points, second place - 4 points, third place - 3 points, fourth place - 2 points, fifth place - 1 point). Highest combined total wins.

1. Shooting: Using a “shooter tutor,” give each skater 10 pucks to shoot into the five holes. Alternate each shot into the different holes in the tutor. Most number of hits wins.
2. Fastest Skater: Starting at the center red line, have skaters complete one lap around all of the dots and behind the nets. Set up cones on each red dot to outline to course. 2-4 skaters can race at a time at different sides of the red line. Use stop watch. Fastest skater wins.
3. Stick Handling: Place two rows of staggered cones down the length of ice. Have skaters stick handle through the cones down one length and back again. Shortest time wins. A missed cone is a 5-second penalty.
4. Agility: Set up an obstacle course with cones for forward and backward skating, turns and stops. Fastest skater wins.
5. Passing: Set up stationary targets (i.e. cones, bucket, mini-net) 25 feet away from starting line. Give each skater 10 pucks to try to hit each target. Highest number of hits wins.

## SHOWCASE EVENTS

Showcase events are open to skaters in Basic, Free Skate, Limited Beginner through Preliminary and Adult Bronze. Groups will be divided by number of entries and ages if possible. Skaters must enter at the same level as their free skate event or highest test level of skater's in the group ensemble or production number. If a free skate event is not being entered, skaters must enter at their current test level or one level higher. Vocal music is permitted.

Show costumes are permitted, as long as they do not touch or drag on the ice. Props and scenery must be placed and removed by unaided singles and duet competitors within one minute and by unaided ensemble contestants within two minutes for setup and two minutes for removal. A 0.2 deduction will be assessed by the referee against each judge's mark for each five seconds in excess of the time allowed for the performance, for handling props and scenery and for scenery assistance.

Performances will be judged from an entertainment standpoint, for theatrical qualities. Technical skating skills and difficulty will not be rewarded as such; however, skating must be the major element of the performance and be of sufficient quality to support the selected theatrical elements. Unintended falls, poorly executed skating elements and obvious losses of control will reduce contestant's marks. Jump difficulty is not rewarded in showcase; therefore jumps, if choreographed, should be performed with style, flow and confidence. Theatrical elements evaluated will include energy, poise, acting, pantomime, eye contact, choreography, form/extension and the use of props and ice.

6.0 Judging will be used. Deductions will be made for skaters including technical elements not permitted in the event description.

\* For specific guidelines regarding the conduct of Showcase competitions, refer to the Nonqualifying Showcase Guidelines posted on [www.usfigureskating.org](http://www.usfigureskating.org).

Showcase categories may include:

- Levels can be subdivided, if necessary, depending on entry numbers and event set up
- Dramatic entertainment: Showcase program utilizing intense emotional skating quality to depict choreographic theme.
- Light entertainment: Showcase program emphasizing such choreographic expressive qualities such as comedy, love and mime while incorporating skating skills.
- Duets: Theatrical/artistic performances by any competitors.
- Mini production ensembles: Theatrical performances by three to seven competitors.
- Production ensembles: Theatrical performances by eight to 30 skaters. Theater On Ice teams are eligible as production ensembles. NOTE: Skaters may enter only one each duet, mini production or production event.

LEVEL	ELEMENTS	QUALIFICATIONS	PROGRAM LENGTH
Basic 1-6	Elements only from Basic 1-6 curriculum	May not have passed any higher than Basic 6 level.	Time: 1:00 max.
Pre-Free Skate-Free Skate 6/ Beginner/High Beginner/ Adult 1-6	3 jump maximum. ½ rotation jumps only, plus the following full rotation jumps: Salchow and toe loop.	May not have passed any official U.S. Figure Skating free skate tests.	Time: 1:30 max.
No Test/ Pre-Preliminary/ Adult Pre-Bronze	3 jump maximum. No Axels or double jumps permitted.	Must have passed no higher than U.S. Figure Skating Pre-Preliminary or Adult pre-Bronze free skate test.	Time: 1:30 max.
Preliminary/ Adult Bronze	3 jump maximum. Axels are permitted, but no double jumps allowed.	Must have passed no higher than U.S. Figure Skating Preliminary free skate or Adult Bronze test.	Time: 1:40 max.

## INTERPRETIVE

### Competition Format



The Organizing Committee must pre-select and edit musical choices appropriate for these events. During the warm-up, skaters will hear the selection of music twice. Following the warm-up, all skaters except for the first skater will be escorted to a soundproof locker room or another area of the arena. The first skater will hear the music one more time and then perform a program to the music. As each skater performs, the next skater in line will be allowed to hear the music for the third time before they perform to the music. The listening skater will not be allowed to view the performing skater.

**Levels:** Levels should be broken by ability with ages divided appropriately.

**Judging Rules:** Skaters are judged on originality, pattern, technical (the ability to include jumps and spins) and music interpretation/expression.

Spins and jumps performed must be appropriate to competition level.

**Time:** Music Duration: Pre-Free Skate - No Test: 1:00 Max

Pre-Preliminary - Preliminary: 1:00 Max

**Coaching:** There is to be no instruction allowed during this event from coaches, parents, or fellow skaters. Staging area must be kept clear except for ice monitor and listening competitor.

## SPINS CHALLENGE

General event parameters:

- Spins may be skated in any order. Connecting steps are allowed, but will not be taken into consideration in scoring. Spins may not be repeated. Only required elements may be included.
- All events are skated on ½ ice.
- Minimum number of revolutions are noted in parentheses.

Level	Time	Skating rules / standards
Beginner	1:30 max.	Upright one-foot spin (3) Upright two-foot spin (3) Sit spin (3)
High Beginner	1:30 max.	Upright one-foot spin (3) Upright two-foot spin (3) Sit spin (3)
No Test	1:30 max.	Upright one-foot spin (3) Upright two-foot spin (3) Sit spin (3)
Pre – Preliminary	1:30 max.	Upright one-foot spin (3) Upright back-scratch spin (3) Sit spin (3)
Preliminary	1:30 max.	Forward scratch to back scratch spin (3) Combination spin with no change of foot (4) Sit spin (3)

## JUMPS CHALLENGE

General event parameters:

- Each jump may be attempted twice; the best attempt will be counted.
- To be skated on ½ ice

Level	Time	Skating rules / standards
Beginner	1:15 max.	<ol style="list-style-type: none"> <li>1. Waltz jump (from backward crossovers)</li> <li>2. ½ flip or ½ Lutz</li> <li>3. Single Salchow</li> </ol>
High Beginner	1:15 max.	<ol style="list-style-type: none"> <li>1. Waltz jump (from backward crossovers)</li> <li>2. Single Salchow</li> <li>3. Jump combination – Waltz jump-toe loop</li> </ol>
No Test	1:15 max.	<ol style="list-style-type: none"> <li>1. Single toe loop</li> <li>2. Single loop</li> <li>3. Jump combination – Any two ½ or single revolution jumps (no Axel)</li> </ol>
Pre – Preliminary	1:15 max.	<ol style="list-style-type: none"> <li>1. Single toe loop</li> <li>2. Single flip</li> <li>3. Jump combination - Any two ½ or single revolution jumps (no Axel)</li> </ol>
Preliminary	1:15 max.	<ol style="list-style-type: none"> <li>1. Single flip</li> <li>2. Single Lutz</li> <li>3. Jump combination – Any single jump + single loop (may be Axel)</li> </ol>

## SOLO PATTERN DANCE

General event parameters:

- Levels are based upon the skaters’ highest pattern dance test passed.
- A solo pattern dance competition event will consist of the skater performing two solo pattern dances.
- The patterns to be skated depend upon which quarter of the year the competition is held. The skater will perform the two pattern dances listed for his/her level, based upon the date of the competition. If the competition falls over two quarters (for example, June 30<sup>th</sup> – July 2<sup>nd</sup>), the dance will be selected based on the start date of the competition listed in the announcement (in this example, the 2<sup>nd</sup> quarter).
- Skaters will complete both of the dances at each level. Dances will be scheduled at the discretion of the Chief Referee for each competition and may be competed consecutively or with a break in-between pattern dances groupings.

Level	January 1 <sup>st</sup> – March 31 <sup>st</sup>	April 1 <sup>st</sup> – June 30 <sup>th</sup>	July 1 <sup>st</sup> – September 30 <sup>th</sup>	October 1 <sup>st</sup> – December 31 <sup>st</sup>
Preliminary	<ol style="list-style-type: none"> <li>1. Dutch Waltz</li> <li>2. Canasta Tango</li> </ol>	<ol style="list-style-type: none"> <li>1. Rhythm Blues</li> <li>2. Dutch Waltz</li> </ol>	<ol style="list-style-type: none"> <li>1. Canasta Tango</li> <li>2. Rhythm Blues</li> </ol>	<ol style="list-style-type: none"> <li>1. Rhythm Blues</li> <li>2. Dutch Waltz</li> </ol>
Pre-Bronze	<ol style="list-style-type: none"> <li>1. Swing Dance</li> <li>2. Cha-Cha</li> </ol>	<ol style="list-style-type: none"> <li>1. Fiesta Tango</li> <li>2. Swing Dance</li> </ol>	<ol style="list-style-type: none"> <li>1. Cha-Cha</li> <li>2. Fiesta Tango</li> </ol>	<ol style="list-style-type: none"> <li>1. Swing Dance</li> <li>2. Cha-Cha</li> </ol>

## TEAM COMPULSORY

Format:

The designated skater from each team will perform their chosen element in sequence on full ice, with no music, and will follow this format:

1. Minimum of three skaters on a team; each skater will do at least one required element.
2. When the event is called, all skaters will take the ice for a two (2) minute STROKING ONLY warm-up.
3. This will be followed by a one (1) minute individual warm-up for the elements.
4. Teams will be directed to find a "base" for their team along the boards on the ice where they will stay for the remainder of the event.
5. The announcer, referee or judge-in-charge will call the first element (e.g. jump or stop) to be performed.
6. The team member performing the element will step forward and execute the skill, with the element first being performed by the skater on team one, then team two, then team three and so on
7. Once all the teams have had their skaters complete the element, the next element will be called.
8. Judging is done with one mark for each element (skater) for total team points.
9. Repeat #4-7 above as this will be done in sequence until all the elements at each level are completed.

### COMPETE USA LEVELS (SNOWFLOW SAM, HOCKEY, BASIC, PRE-FREE SKATE AND FREE SKATE)

Level	Jumps / Stops	Spins / Turns / Glides	Spiral or Step Sequences
Snowplow Sam – Basic 3, Hockey 1-4	a) Wiggles, two-foot swizzles, forward or backward, (4-8 in a row) b) Snowplow stop (one or both feet) or hockey stop (with skid)	a) Curves, glide turns, or hockey turns (right and left, forward) b) March then glide on two feet or forward one-foot glide on left and right foot (one time skater's height, forward)	a) Forward ½ swizzle pumps or forward c-cuts on a circle (right and left, 6-8 consecutive)
Basic 4-Basic 6	a) Side-toe hop, bunny hop, ballet jump, mazurka b) Waltz jump	a) Forward inside pivot or two-foot spin (min. 3 revs.) b) One-foot upright spin, optional entry & free foot position (min. 3 revs.)	a) Moving forward to backward two-foot turns on a circle, clockwise and counterclockwise (from Basic 3)
Pre-Free Skate and Free Skate 1-6 levels	a) Single jump (no Axel) b) Jump combination or jump sequence (no Axel allowed)	a) Solo spin (scratch spin, layback, camel or sit, min. 3 revs, no flying entry) b) Combo Spin: One change of foot, change of position optional (min. 3 revs. on each foot)	a) Spiral Sequence (from Free Skate 2)

## **SYNCHRONIZED SKATING- SNOWPLOW SAM SYNCHRO, SYNCHRO SKILLS 1-3, PRELIMINARY**

**The emphasis of the Learn to Skate USA synchronized skating competition is on mastering the Synchro Skills of synchronized skating:**

- Unison of body alignment, and learning to guide with the head.
- Control of rotation in wheels and circles.
- Straight lines in lines, blocks and intersections.
- Learning how to transition within elements with ease and clarity.
- Incorporating skills from Basic 1-6, Pre-Free Skate and Free Skate 1 to strengthen skating skills.
- Learning skills that will be the foundation for higher levels.
- Demonstrate ability to recognize and skate to the tempo of the music.

In order to safely practice and compete at the various levels, it is strongly recommended that skaters have mastered the elements of the Learn to Skate USA level at which they are skating (see program requirements).

**Eligibility Rules:** All skaters on the team must either be full U.S. Figure Skating members or members of the Learn to Skate USA program. All Learn to Skate USA Synchronized Skating teams must be registered with U.S. Figure Skating and have a team number.

In order for the team to be eligible for Snowplow Sam Synchro or Synchro Skills 1-3 events, no skaters on the team may have passed higher than a preliminary test (moves in the field, freestyle or dance). The skater's test level is as of the competition entry deadline.

No skater may compete on multiple Learn to Skate USA synchronized skating teams.

**Age/Number of Skaters:** Varies based on the level. The ages for Learn to Skate USA synchronized skating teams are as of the preceding July 1. If the majority of the team is younger than the listed age, consider skating "up" to the level that best meets the skaters' skill levels.

Each Synchro Skills team may have between 8-16 skaters. A Snowplow Sam Synchro team may have between 5-12 skaters. Teams may have a maximum of four alternates listed on their roster, in addition to the maximum number permitted on the ice for their respective level.

**Costume Rules:** Learn to Skate USA synchronized skating teams should follow **Rule 7022 Clothing and Equipment** (U.S. Figure Skating Rulebook) when selecting their clothing for competition.



## SYNCHRONIZED SKATING SNOWPLOW SAM, SYNCHRO SKILLS 1-3 PRELIMINARY

Required elements – Each level has specific required elements that must be completed:

LEVEL	CIRCLE	LINE	BLOCK	WHEEL	INTERSECTION
<b>SNOWPLOW SAM SYNCHRO</b> 5-12 skaters, majority under 7 years old Maximum 2 minutes 10 seconds	One circle, which must contain a forward inside or outside edge 1 foot glide. May have backwards skating.	One line, skated forward, which must cover half ice to full ice.	One block, skated forward, which must cover half ice to full ice, and must have only 1 configuration.	One wheel, skated forward, in any shape.	One intersection: Two lines facing each other, 2-foot glide at point of intersection.
<b>SYNCHRO SKILLS 1</b> 8-16 skaters, majority under 9 years old Maximum 2 minutes 10 seconds	One circle, which must contain a two foot turn.  Must contain a forward inside and/or forward outside edge glide. Stroking from backward to forward is permitted.	One line, which must cover half ice to full ice and must have only forward skating.	One block, which must cover half ice to full ice, and must have only 1 configuration.	One wheel, choice of 4-spoke or 3 spoke with backward pumps.	One intersection: Two lines facing each other, 2-foot glide at point of intersection.
<b>SYNCHRO SKILLS 2</b> 8-16 skaters, majority under 12 years old Maximum 2 minutes 10 seconds	One circle, which must contain a forward 3-turn and must contain a backward inside and/or backward outside edge glide.	One line, which must cover full ice and may include forward and backward skating.	One block, which must cover the ice and must have 1 or 2 configurations.	One wheel of the team's choice with backward pumps and chasses.	One intersection: Two lines facing each other, 2-foot or 1-foot glide at point of intersection.
<b>SYNCHRO SKILLS 3</b> 8-16 skaters, majority at least 12 years old Maximum 2 minutes 40 seconds Minimum of two different hand holds	One circle, which must contain a mohawk and must contain a backward inside and/or backward outside edge glide.	Line element, which includes a change of configuration (1 line to 2 lines or 2 lines to 1 line), and must cover full ice and must include forward and backward skating.	One block, which must cover the ice and must have 2 different configurations.	Wheel element of the team's choice with backward pumps, chasses, or crossovers.	One intersection: Two lines facing each other, 1-foot glide or forward lunge at point of intersection.
<b>PRELIMINARY</b> 8-16 skaters who are under age 12, majority under age 10 2:00 +/- 10 seconds Minimum of two different hand holds	One circle element	One line element	One block element	One wheel element	One intersection element  (forward only)

### Restrictions in Snowplow Sam Synchro:

- Additional elements are not allowed (the team must do only their required elements).
- Backwards skating is allowed, but not required, in the circle and is not permitted in any other elements or transitions.

## **SYNCHRONIZED SKATING SNOWPLOW SAM, SYNCHRO SKILLS 1-3 PRELIMINARY**

### **Restrictions in Synchro Skills 1 & 2:**

- Additional elements are not allowed (the team must do only their required elements).
- Teams may only use hand-to-hand, shoulder-to-shoulder and choo-choo holds.
- Wheels and circles may not travel, change rotational direction or change configuration.
- Lines may not pivot.
- Synchro Skills 1 teams may not do steps higher than Basic 5, with the exception of forward chasses.
- Synchro Skills 2 teams may not do steps higher than Free Skate 1, with the exception of forward chasses.

### **Restrictions in Synchro Skills 3:**

- No traveling within elements (change of configuration and rotational direction are allowed).

**Restrictions in all levels:** All of the synchronized skating “illegal elements” found in Rule 7160 of the U.S. Figure Skating Rulebook.

Please reference <http://usfsa.org/programs?id=84096&menu=synchronized> for most up-to-date Learn to Skate USA Synchronized Skating rules

## THEATRE ON ICE

In order to safely practice and compete at the various levels, it is strongly recommended that skaters have mastered the elements of the Learn to Skate USA level at which they are skating. (See program requirements.) Props, scenery and theatrical makeup are not allowed.

**Eligibility Rules:** All skaters on the team must either be full U.S. Figure Skating members or members of the U.S. Figure Skating Learn to Skate USA Program. It is strongly suggested that teams register with U.S. Figure Skating, but this is not required.

Members of other organizations are eligible to compete, but must be registered with a Learn to Skate USA program or as full members of U.S. Figure Skating.

In order for the team to be eligible for this event, no skaters on the team may have passed higher than the pre-preliminary Moves in the Field or adult pre-bronze test in any discipline.

**Age/Number of Skaters:** Skaters may not have reached 18 years of age as of September 1 of the current skating season. Teams should be comprised of 8 – 16 skaters.

**Program Duration:** Teams will skate a program to music of their choice (vocals are allowed) 1 ½ min. +/-10 sec. There are no restrictions or requirements on music choice but each level has a different THEME, CHOREOGRAPHIC PROCESS and MOVEMENT or GESTURE (see program requirements).

**Judging Notes:** The main emphasis of each level is mastering the Learn to Skate USA of Theatre On Ice and showing control in the skating skills from the badge levels required. The focus is not difficulty, but the performance and expression of the three required elements.

When possible, judges should be selected from those who have participated in a U.S. Figure Skating or PSA seminar where Theatre On Ice has been discussed, or have some familiarity with the discipline of Theatre On Ice.

## THEATRE ON ICE EVENTS

Format: The competitive programs shall create a story based on the theme while demonstrating the choreographic process and gesture or movement.

- Programs should contain skating skills from the Learn to Skate USA program levels listed.
- Elements from higher levels are not allowed.
- Elements from lower levels are encouraged.
- Coaches should refer to the U.S. Figure Skating Learn to Skate USA Instructor’s Manual for further details on the elements.
- Props, scenery and theatrical makeup are not allowed.

Please refer to the Learn to Skate USA Instructor’s Manual for more detailed information on Theatre On Ice 1-4.

Level	Program Length	Test, Team Size and Age Requirements
TOI/CE 1	1:30 +/- 10 seconds	<ul style="list-style-type: none"> <li>• Theme: Joy (emotion)</li> <li>• Choreographic process: Repetition</li> <li>• Movement or gesture: Allegro (fast movement)</li> </ul> <p>Skaters should demonstrate elements from the Learn to Skate USA program levels 1 through 4.</p> <p>Elements from higher levels are not allowed.</p>
TOI/CE 2	1:30 +/- 10 seconds	<ul style="list-style-type: none"> <li>• Theme: Body as an instrument</li> <li>• Choreographic process: Canon</li> <li>• Movement or gesture: Soft movement (fluid and light)</li> </ul> <p>Skaters should demonstrate elements from the Learn to Skate USA program levels 5 through 6</p> <p>Elements from higher levels are not allowed.</p>
TOI/CE 3	1:30 +/- 10 seconds	<ul style="list-style-type: none"> <li>• Theme: Traveling through space</li> <li>• Choreographic process: Mirroring</li> <li>• Movement or gesture: Unison</li> </ul> <p>Skaters should demonstrate elements from the Learn to Skate USA Free Skate 1 through 3.</p> <p>Elements from higher levels are not allowed.</p>
TOI/CE 4	1:30 +/- 10 seconds	<ul style="list-style-type: none"> <li>• Theme: Rhythm</li> <li>• Choreographic process: Call and response</li> <li>• Movement or gesture: Percussive (sharp, fast movement)</li> </ul> <p>Skaters should demonstrate elements from the Learn to Skate USA Free Skate 4 through 6.</p> <p>Elements from higher levels are not allowed.</p>

## SPECIAL OLYMPICS BADGE 1-12

Competition hosts can use the skills listed below to create either an elements event or program event for Special Olympics competitors. If doing a program, music can be used and will be 1:10 max.

### Badge 1

- A. Stand unassisted for five seconds
- B. Sit on ice or fall and stand up unassisted
- C. Knee dip standing still unassisted
- D. March forward ten steps assisted

### Badge 2

- A. March forward ten steps unassisted
- B. Swizzles, standing still: three repetitions
- C. Backward wiggle or march assisted
- D. Two foot glide forward for distance of at least length of body

### Badge 3

- A. Backward wiggle or march
- B. Five forward swizzles covering at least ten feet
- C. Forward skating across the rink
- D. Forward gliding dip covering at least length of body: left and right

### Badge 4

- A. Backward two-foot glide covering at least length of body
- B. Two foot jump in place
- C. One foot snowplow stop: left and right
- D. Forward one foot glide covering at least length of body: left and right

### Badge 5

- A. Forward stroking across rink
- B. Five backward swizzles covering at least ten feet
- C. Forward two-foot curves left and right across rink
- D. Two-foot turn front to back, on the spot

### Badge 6

- A. Gliding forward to backward two-foot turn
- B. Five consecutive forward one-foot swizzles on circle: left and right
- C. Backward one foot glide length of body: left and right
- D. Forward pivot

### Badge 7

- A. Backward stroking across the rink
- B. Gliding backward to forward two-foot turn
- C. T-stop left or right
- D. Forward two foot turn on a circle: left and right

### Badge 8

- A. Five consecutive forward crossovers: left and right
- B. Forward outside edge: left and right
- C. Five consecutive backward  $\frac{1}{2}$  swizzles on a circle: left and right
- D. Two-foot spin

### Badge 9

- A. Forward outside 3 turn: left and right
- B. Forward inside edge: left and right
- C. Forward lunge or shoot the duck at any depth
- D. Bunny hop

### Badge 10

- A. Forward inside three-turn: left and right
- B. Five consecutive backward crossovers: left and right
- C. Hockey stop
- D. Forward spiral three times length of body

### Badge 11

- A. Consecutive forward outside edges: minimum of two on each foot
- B. Consecutive forward inside edges: minimum of two on each foot
- C. Forward inside Mohawk: left and right
- D. Consecutive backward outside edges: minimum of two on each foot
- E. Consecutive backward inside edges: minimum of two on each foot

### Badge 12

- A. Waltz jump
- B. One foot spin: minimum of three revolutions
- C. Forward crossover, inside Mohawk, backward crossover, step forward: step sequence should be repeated clockwise and counter clockwise
- D. Combination of three moves chosen from badges 9-12

## **ONLINE REGISTRATION INFORMATION:**

ALL Registration forms will be available for completion online. In order to complete this registration, refer to the following steps:

- Open your web browser to [www.entryeeze.com](http://www.entryeeze.com)
- Select the “Start Here” under the Skaters tab
- Select the state as Alabama (this will display all of the events that are using EntryEeze for registration forms)
- Select the event that you would like to sign up for
- Fill in all required information
- Select your coach, practice ice, and events that you will be participating in

If you have any problems with the registration please contact the appropriate club or facility from page 2 for help through the registration process.